




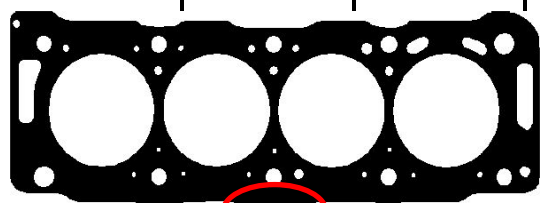
Das Original


TSI 01/09




# Fiat | Lancia Citroën | Peugeot


DW10 | DW10TD | DW10UTED | DW10ATED  
RHS | RHV | RHY | RHZ




 075.820  
# 0209.X5  
# 9635967180  
⊕ 1,30 mm  
1 ▽




 075.830  
# 0209.X6  
# 9635967280  
⊕ 1,35 mm  
2 ▽




 075.840  
# 0209.X7  
# 9635967380  
⊕ 1,40 mm  
3 ▽





 075.850  
# 0209.X8  
# 9635967480  
⊕ 1,45 mm  
4 ▽





 075.860  
# 0209.X9  
# 9635967580  
⊕ 1,50 mm  
5 ▽




 075.870  
# 0209.OJ  
⊕ 1,55 mm  
3 ▽



 075.880  
# 0209.OK  
⊕ 1,60 mm  
4 ▽



 075.890  
# 0209.OL  
⊕ 1,65 mm  
5 ▽