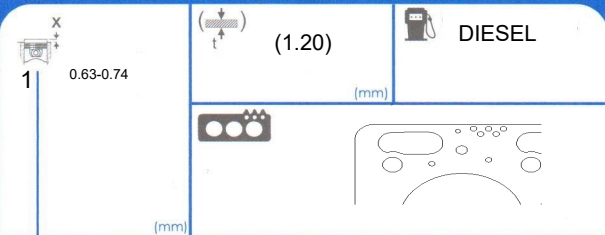


10150950

R010624


VOLVO




c.c. 2400,2401 (cm3) 81 (mm)

1 D5244T;D5244T13;D5244T2;D5244T3;D5244T4;D5244T5;D5244T6;D5244T7;D5244T8;D5244T9

1 81033000 M12X1.75X171(12)



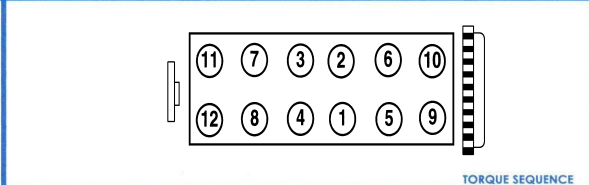
1 NO RETIGHTENING



1 NO RETIGHTENING

ROUGHNESS

	MLS	
ALUMINIUM ALUMINIO	0.5 / 1.0 µm	2.3 µm MAX
CAST IRON FUNDICIÓN	1.5 / 1.8 µm	3.8 µm MAX



CHECK CATALOG

CHECK CATALOG

-90° +
-180°

LOOSEN 90° AND TIGHTEN BOLT BY BOLT RESPECTING THE SPECIFIED TORQUE AND ORDER
AFLOJAR 90° Y APRETAR TORNILLO A TORNILLO CON EL PAR Y ORDEN ESPECIFICADOS

LOOSEN ALL THE BOLTS
AFLOJAR TODOS LOS TORNILLOS

RUN THE ENGINE UNTIL TOTAL OPENING OF THE THERMOSTAT
(LET THE ENGINE COOL DOWN FOR 4 HOURS WITH OPEN BONNET)
OPEN THE CAP OF THE EXPANSION TANK OF THE WATER COOLING CIRCUIT
RODAR EL MOTOR HASTA LA APERTURA TOTAL DEL TERNOSTATO
DEJAR ENRIAR EL MOTOR CUATRO HORAS (CAPOT ABIERTO)
ABRIR EL TAPON DEL VASO DE EXPANSION DEL CIRCUITO DEL AGUA DE REFRIGERACION

AJUSA IS NOT RESPONSIBLE FOR ANY UPGRADE AFTER THIS DOCUMENT HAD BEEN PRINTED. FOR MORE INFO PLEASE SCAN THIS QR CODE OR VISIT OUR WEBSITE www.ojusa.es

AJUSA NO SE RESPONSABILIZA DE CUALQUIER ACTUALIZACION POSTERIOR A LA IMPRESION DE ESTE DOCUMENTO. PARA MAYOR INFORMACION CAPTURE CON SU SMARTPHONE EL SIGUIENTE CODIGO QR O VISITE NUESTRA PAGINA WEB www.ojusa.es