



# CLUTCHTECH




## TSB-RE01

Applicable to Renault Scenic RX4 with CSCRE003 OR CSCRE007  
Concentric Slave

### Fitment Order

THE CSCRE003 and CSCRE007 have very similar fitment order. It is important that the correct components are fitted in order for correct operation of the hydraulic system as illustrated below.



#### CSCRE003 FITMENT



Hard Line


Factory Extension Pipe

Hard Line Fitment into  
Original Extension Pipe



As Fitted to Transmission



#### CSCRE007 FITMENT



Hard Line

Extension Pipe with CSC

Hard Line Direct Fitment  
into New Extension Pipe



As Fitted to Transmission

## Bleeding Instructions

## CSCRE003

Connect a bleeder line and partially remove the hard line from the extension pipe.




## CSCRE007


Connect a bleeder line to the bleeder nipple and open the bleeder screw.



Fill the reservoir with fluid and allow the fluid to gravity bleed. Using a hand slowly depress the pedal by  $\frac{3}{4}$  stroke and back 3-4 times.




Push the hard line in fully to seal the bleeder port and check the clutch pedal has a normal operation.



Tighten the bleeder nipple; remove the bleeder line before checking the clutch pedal has a normal operation.



[youtube.com/watch?v=nXXA6LOscU](https://youtube.com/watch?v=nXXA6LOscU)



Scan with a QR app on your smart phone

## LEADING BRANDS

CLUTCHPRO CLUTCHPRO



[australianclutch.com.au](http://australianclutch.com.au)

1800 CLUTCH (258824)