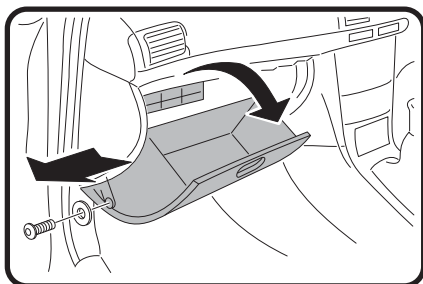


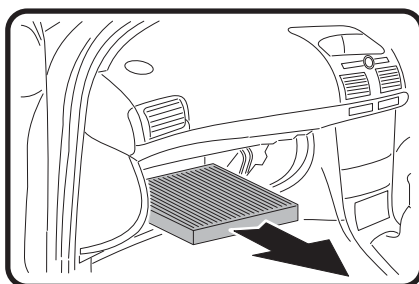


FITTING INSTRUCTIONS FOR RYCO CABIN FILTER RCA104P/MS

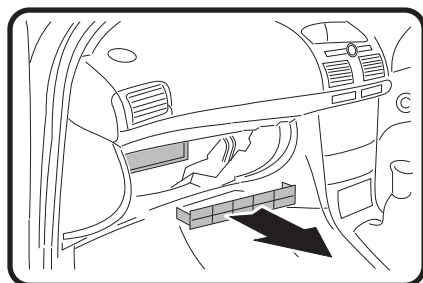
TOYOTA AVENSIS
(Filter located behind glovebox)




1: Open glovebox, remove screw and washer, then remove the glovebox.



3: Remove used filter.



2: Remove filter cover.



4: Fit new Ryco filter, refit all previously removed parts, dispose of used filter correctly.

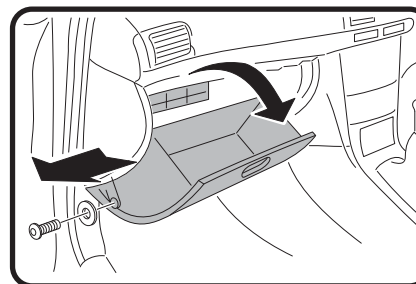
GUD Automotive Pty Ltd
29 Taras Ave Altona North
Victoria 3025 Australia.
www.rycofilters.com.au

GUD Automotive -
A division of GUD (NZ) Holdings Limited
626A Rosebank Road Avondale
Auckland, New Zealand
www.ryco.co.nz

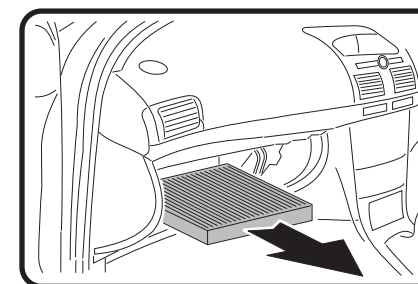


FITTING INSTRUCTIONS FOR RYCO CABIN FILTER RCA104P/MS

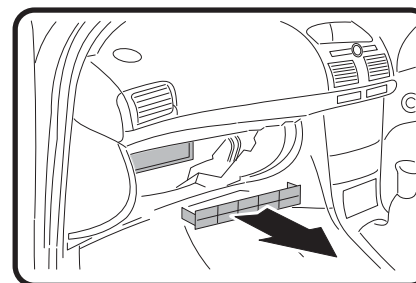
TOYOTA AVENSIS
(Filter located behind glovebox)




1: Open glovebox, remove screw and washer, then remove the glovebox.



3: Remove used filter.



2: Remove filter cover.



4: Fit new Ryco filter, refit all previously removed parts, dispose of used filter correctly.

GUD Automotive Pty Ltd
29 Taras Ave Altona North
Victoria 3025 Australia.
www.rycofilters.com.au

GUD Automotive -
A division of GUD (NZ) Holdings Limited
626A Rosebank Road Avondale
Auckland, New Zealand
www.ryco.co.nz