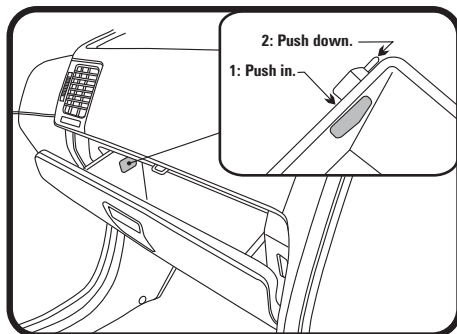


RYCO FILTERS

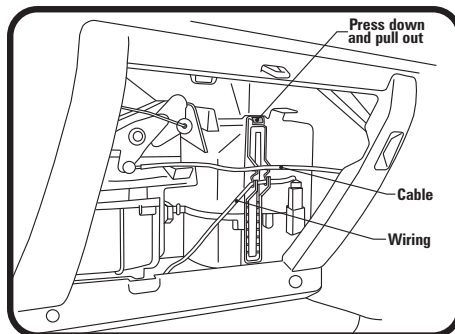


FITTING INSTRUCTIONS FOR RYCO CABIN FILTER RCA107P/MS

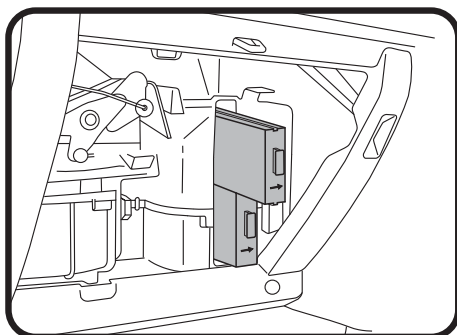
HYUNDAI GETZ (Filter is located behind glove box)



1: Open glove box and remove retaining pins on either side of glove box, then fully open glove box.



2: Remove cable and wiring from filter cover plate, push down and pull out to remove cover plate.



3: Remove used filters, replace with new RYCO filters (note direction of flow arrow) and reinstall all previously removed parts.

GUD Automotive Pty Ltd
29 Taras Ave Altona North
Victoria 3025 Australia.
www.rycofilters.com.au

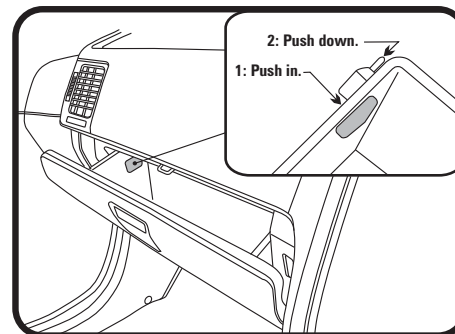
GUD Automotive -
A division of GUD (NZ) Holdings Limited
626A Rosebank Road Avondale
Auckland, New Zealand
www.ryco.co.nz

RYCO FILTERS

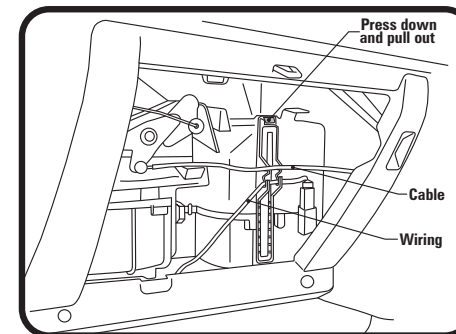


FITTING INSTRUCTIONS FOR RYCO CABIN FILTER RCA107P/MS

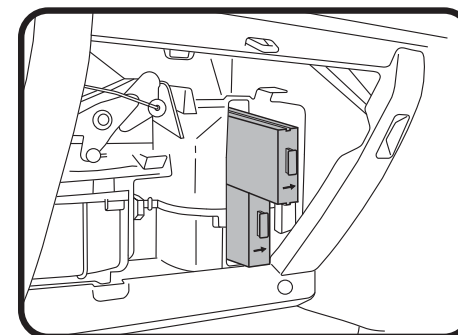
HYUNDAI GETZ (Filter is located behind glove box)



1: Open glove box and remove retaining pins on either side of glove box, then fully open glove box.



2: Remove cable and wiring from filter cover plate, push down and pull out to remove cover plate.



3: Remove used filters, replace with new RYCO filters (note direction of flow arrow) and reinstall all previously removed parts.

GUD Automotive Pty Ltd
29 Taras Ave Altona North
Victoria 3025 Australia.
www.rycofilters.com.au

GUD Automotive -
A division of GUD (NZ) Holdings Limited
626A Rosebank Road Avondale
Auckland, New Zealand
www.ryco.co.nz