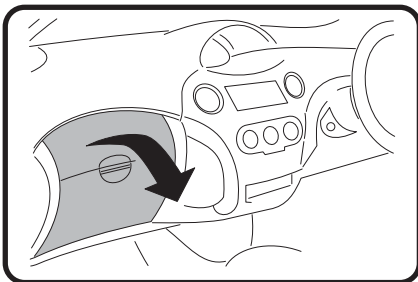



## FITTING INSTRUCTIONS FOR RYCO CABIN FILTER RCA140P/MS

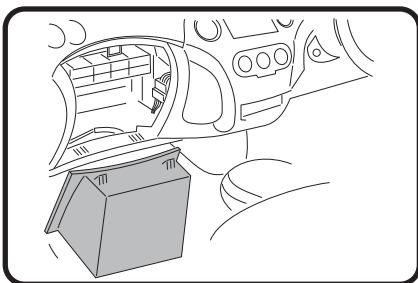
**TOYOTA YARIS**  
(Filter located behind glove box)




**1: Open glovebox, apply pressure to both sides of glovebox to release catches.**



**3: Remove used filter from tray. Fit new Ryco filter, refit all previously removed components.**



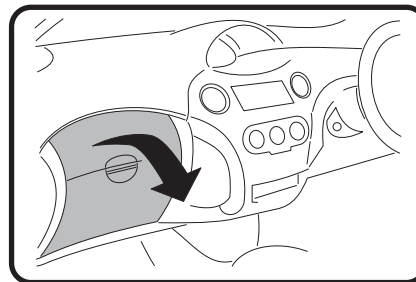
**2: Open glovebox as far as possible and remove.**




**4: Dispose of used filter correctly.**

## FITTING INSTRUCTIONS FOR RYCO CABIN FILTER RCA140P/MS

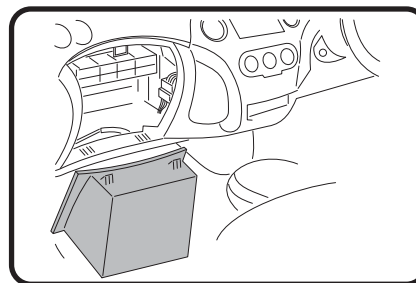
**TOYOTA YARIS**  
(Filter located behind glove box)




**1: Open glovebox, apply pressure to both sides of glovebox to release catches.**



**3: Remove used filter from tray. Fit new Ryco filter, refit all previously removed components.**



**2: Open glovebox as far as possible and remove.**



**4: Dispose of used filter correctly.**