

The SKV HOOD INSULATION

Aftermarket price, OE quality

PRODUCT
GROUP

96

SKV



Find at → www.skv.pl → Car selection → Body → [Engine Compartment Silencing Material](#)

ESEN company, the owner of the SKV brand.



The SKV HOOD INSULATION

Product benefits

What is the purpose of engine hood insulation?

If, instead of the pleasant purr of a V8 engine from underneath your hood, all you can hear is the bothersome sound of a clunky diesel engine, you likely will long for more comfortable traveling. In that case, the SKV hood insulation will be the most economical solution to effortlessly and significantly reduce the noise in your car driven by a unit plagued by poor engine performance.

The main features of this product are:

- 1 NOISE REDUCTION:** The hood insulation plays a key role in reducing engine and car surroundings noise. The sounds produced by the working drive unit are muffled, which contributes to **improving acoustic comfort** in the cabin, allowing passengers to talk and relax freely.
- 2 ELIMINATES TEMPERATURE DIFFERENCES:** The hood insulation balances temperatures in the engine compartment. In the winter, it helps maintain warmth, which translates into smoother engine starting. On hot summer days, it reduces the temperature in the engine compartment, which reduces the load for air conditioning. **This process improves fuel consumption and protects the engine** from damage and excessive overheating during operation.
- 3 EXTENDS THE LONGEVITY OF PIPES AND RUBBER HOSES:** The hood insulation extends the service life of pipes and rubber hoses. On hot summer days, the hood temperature can reach 70°C, and the insulation effectively inhibits **the heat transfer from the outside into the engine compartment**. This process reduces the pace of pipes/hoses wear, making them less susceptible to cracking and leakage.
- 4 SLOWS DOWN THE EFFECT OF PAINT COATING AGING OF THE BONNET:** High temperatures generated by the engine and sunlight cause the paint to heat up, which may negatively affect the durability of paint coatings on the bonnet. Being an effective insulator, it **protects against the impact of high temperatures** generated by the engine on the hood.
- 5 VIBRATION PROTECTION:** the hood insulation may also **help absorb vibrations generated** by the engine and road unevenness, improving driving comfort.

The main features of SKV hood insulations:



Completeness
mounting clips included



Resistant
against water & oils



Fireproof
increased fire resistance



Anti-Aging
aging-resistant material



A 3-YEARS
warranty



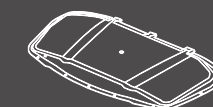
TecDoc ID
4969



Reference numbers from **96SKV450** through **96SKV482**

Find at → www.skv.pl → Car selection → Body → **Engine Compartment Silencing Material**

ESEN company, the owner of the SKV brand.



The SKV HOOD INSULATION

Product description



Each kit includes
MOUNTING CLIPS
for a dedicated car model.

The SKV hood insulations

- ✓ Made only of high-quality materials
- ✓ Superior damping factor
- ✓ Factory-new products in genuine foil packaging
- ✓ Each kit consists of hood insulation and dedicated mounting clip
- ✓ Resistant to high temperatures
- ✓ Over 150 dedicated models for passenger cars
- ✓ Hassle-free installation (holes for clips match the holes in the bonnet)
- ✓ A 3-years warranty



What are the 3 main reasons for hood insulation replacement?

- 1 Damage caused by martens and rodents:**
During the winter months, animals often find shelter from cold in warm, dry spaces of the engine compartment. There, using soft fibers from insulation, martens create linings for their nests and lairs.
- 2 Physical damage:**
The hood insulation may become damaged in an accident, collision, or upon impact, affecting its overall performance and appearance.
- 3 Aging and wear & tear:**
Over time and with prolonged use of the car, insulation materials may age, deform, or deteriorate in quality, which affects their soundproofing ability.

The SKV HOOD INSULATION

Structure




Special contouring

The shape of the SKV hood insulation and carefully performed contouring guarantees perfect adhesion to the surface of a bonnet.



Mounting holes

The holes for the clips are set in accordance with the mounting points in the car hood, which assures quick and trouble-free installation.



Thermal mat

Selected hood insulation models contain thermal mats made of aluminum, which effectively protect exposed areas from extremely high temperatures.



Mounting clips

Mounting clips constitute the complementary accessory of each hood insulation. The sizes and methods of application always correspond to mounting sockets in the bonnet.



What materials are the SKV hood insulations made of?

The materials used to produce the SKV hood insulations vary based on the model. Each technological solution and corresponding material was carefully selected during the manufacturing process. All products are characterized by high-temperature resistance and "non-flammability". Additionally, they stand out due to their high sound attenuation coefficient.




Fiberglass Continuous Mat

A temperature-resistant mat made of glass fibers used to strengthen structures and improve acoustics.



Black Fiberglass Mesh

Black fiberglass mesh used to reinforce areas that require additional durability.



ECR Fiberglass

An E-glass fiberglass with an ECR epoxy coating. Flexible and durable fiberglass mesh is light and resistant to high temperatures.



Mineral wool

The mineral wool is an insulating material made of minerals such as basalt or glass. It is used in the automotive industry as a thermal insulation material and to dampen sounds.



Felt

A material made of natural or artificial fibers, which, when pressed, create a dense structure with sound-absorbing and vibration-insulating properties.



PUR and PIR foam

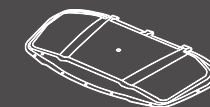
Polyurethane (PUR) and polyisocyanurate (PIR) foams are types of foams with different densities and thermal insulating properties.



Reference numbers from **96SKV450** through **96SKV482**

Find at → www.skv.pl → Car selection → Body → **Engine Compartment Silencing Material**

ESEN company, the owner of the SKV brand.



The SKV hood insulation fitting – step by step process.

Following these few simple steps, everyone will be able to fit the SKV hood insulation without any problems.



Step 1: Opening the hood

Following opening the hood of a car, keep it open for easy access to the area where you plan to install the soundproofing.



Step 2: Locating the mounting clip sockets

Identify all the places where you will attach the clips. The mounting holes in the bonnet align with the gaps in the insulation, making it easier to fit.



Step 3: Placing the insulation

Place the hood insulation in the place where you want to fit it. Make sure it matches and covers the area to be insulated.



Step 4: Attaching the clips

Position the insulation so that the gaps match the sockets in the hood.



Step 5: Attaching/engaging the mounting clips

Press every mounting clip until you feel it clip into the right place, ensuring a secure and stable attachment.



Step 6: Checking the fitting

Check whether the insulation is securely attached. Make sure there is no play in the mounting clips.

SKV brand strengths

About the SKV brand

30k⁺ Over 30,000 references

100⁺ Over 100 product groups



A dynamically growing brand



High stock levels with 96% availability



Quality backed by a minimum 3-year warranty



Over 500 new products monthly



Free marketing support



Wide range of products



Timely delivery of goods



Certified TecDoc data supplier



Leader in the domestic market

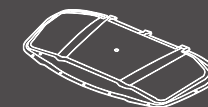


The success of the SKV brand is primarily due to the quality of its products at affordable prices. Production in the factories is systematically monitored by SKV employees.



Find at → www.skv.pl → Car selection → Body → Engine Compartment Silencing Material

ESEN company, the owner of the SKV brand.



Among over 30,000 SKV car parts you will find:



CONTROL ARMS
AND SUSPENSION COMPONENTS



DRIVE
SHAFTS



BLOWER
FANS



STEERING
KNUCKLES



BRAKE
HOSES



OXYGEN, EGTS,
NOX SENSORS



INTAKE
MANIFOLDS



AIR SUSPENSION
SPRINGS / BAGS



SWITCHES:
LIGHTS, WINDOWS, MIRRORS



HOSES:
TURBO, RADIATOR, INTAKE



BRAKE
CALIPERS



LOCK BARRELS
/ IGNITION SWITCHES



WHEEL
HUBS



OIL
PANS

OVER 500
NEW ITEMS MONTHLY
in existing
and
new product groups.

Become SKV's PARTner!

SKV's diverse range is designed to maximize profitability for its customers.

Ask your distributor for more details.




- The SKV products are factory-new parts:**
- made to the same rigorous manufacturing standards as OE counterparts;
 - manufactured on the same production lines as parts from the world's leading manufacturers;
 - subjected to the same quality controls as OE parts


SKV - Aftermarket price, OE quality



online catalogue



 Call us
+48 790 664 970

 Send us an email
sales@skv.pl

 Visit us
Papiezka 69 St.
Wloclawek, Poland

 Website
www.skv.pl

www.skv.pl

