

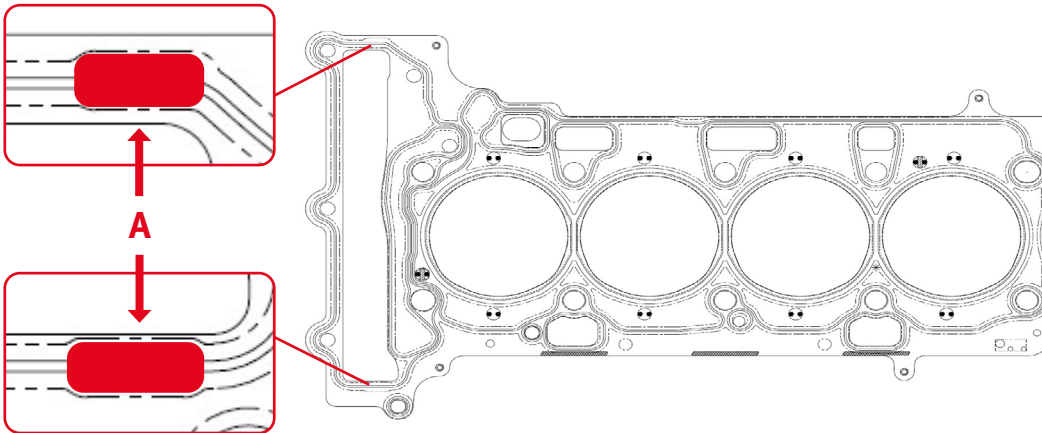
Installation Instructions for Cylinder-Head Gaskets

**076.360 | 076.370 | B30.160 | B30.170 |
B73.090 | B73.100**

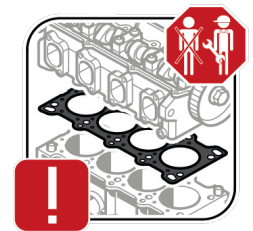
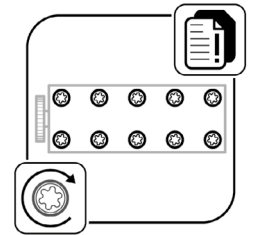
Suitable for BMW | MINI | TOYOTA

Before installing the cylinder-head gasket on BMW B48 inline four-cylinder gasoline engines (model year 2014 and newer), ensure that a silicone bead is applied to specific areas of the gasket (wet installation).

1. All surfaces where sealant will be applied must be clean and free of any residue.
2. Before installation, apply **Elring – Das Original Dirko™ sealant** to the red-marked areas (A) within the wide screen-printed section of the gasket.
3. Install the cylinder-head gasket according to the torque specifications provided in the enclosed instructions.



919.411 | 896.341



ElringKlinger AG | Aftermarket Division

Max-Eyth-Straße 2 | 72581 Dettingen/Erms | Germany

Phone +49 7123 724-799

service@elring.com | www.elring.com

TSI 07/2025



Das Original