

Installation Instructions for Cylinder-Head Gaskets

Suitable for MERCEDES-BENZ
M152 | M157 | M278 | M276

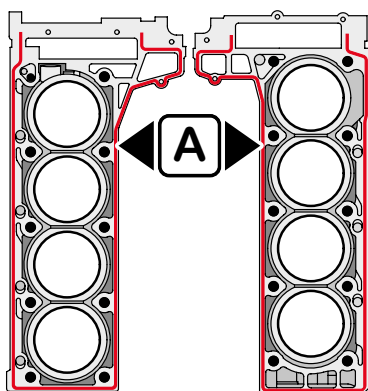
Before installing the cylinder-head gaskets on Mercedes-Benz V6 and V8 engines, ensure that a silicone bead is applied to specific areas of the engine block (known as “wet assembly”).

1. All surfaces where sealant will be applied must be clean and free of any residue.
2. Before installing the cylinder-head gasket, apply **Elring – Das Original Dirko™ sealant** to the red-marked areas (A) on both engine blocks. The sealant should be applied as a continuous silicone bead with a height and width of 0.039 in (± 0.012 in).
3. Install the cylinder-head gasket within 10 minutes of applying the sealant, according to the specifications provided in the enclosed tightening instructions.


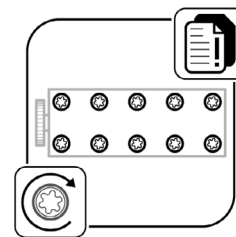
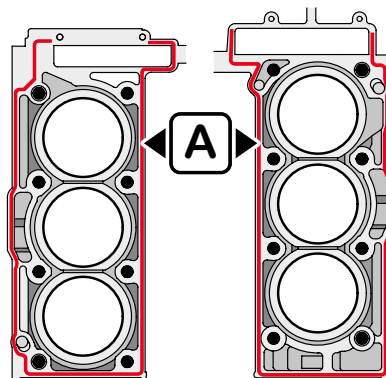


919.411 | 896.341

Mercedes-Benz M152 | M157 | M278



Mercedes-Benz M276



Engine Series	Displacement	Left Cylinder Bank		Right Cylinder Bank		
		OE number	Item No.	OE number	Item No.	Item No.
M152	5.5 LV8	A2780160325	444.870	A2780160720	444.600	
M157	5.5 LV8	A2780160325	444.870	A2780160720	444.600	C44.950
M278	4.0 LV8	A2780160125	796.520	A2780160520	796.530	935.180
M278	4.7 LV8	A2780160125	796.520	A2780160520	796.530	935.180
M276	3.0 LV6	A 276 016 01 00	598.220	A 276 016 02 00	598.240	566.160
M276	3.5 LV6	A 276 016 03 00	598.270	A 276 016 04 00	598.280	566.240
M276	3.5 LV6	A 276 016 02 20	598.250	A 276 016 05 20	598.260	566.190

ElringKlinger AG | Aftermarket Division

Max-Eyth-Straße 2 | 72581 Dettingen/Erms | Germany

Phone +49 7123 724-799

service@elring.com | www.elring.com

TSI 10/2025



Das Original