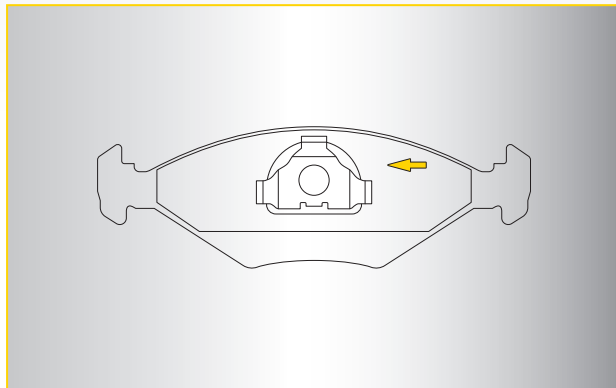




### FITTING DIRECTIONAL BRAKE PADS

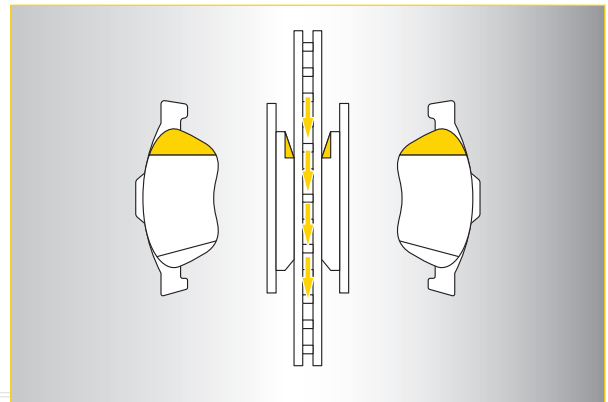
Many directional pads have an arrow on the back plate to indicate the rotational direction of the brake disc. When fitting these brake pads, make sure the arrow points in the same direction as the wheels turn during forward driving.



### FITTING BRAKE PADS WITH A CHAMFER ON THE FRICTION SURFACE

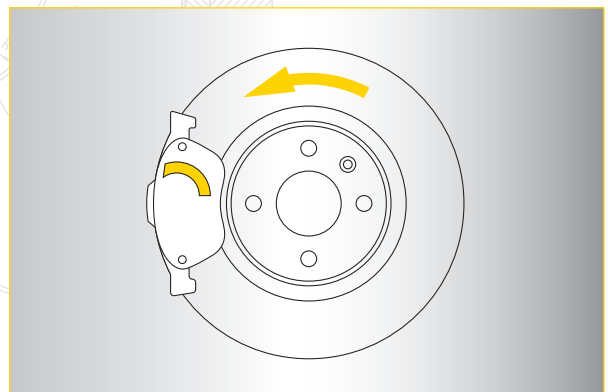
If no arrow or letter is used but the Jurid pads are equipped with a chamfer, the chamfer needs to be presented at the leading edge where the pad first contacts the brake disc when fitting the brake pads.

Where the pads are equipped with a chamfer on both edges, the edge with the bigger chamfer area should be presented to the leading edge where the pad first contacts the brake disc.



### FITTING BRAKE PADS WITH A CRESCENT CUT-OUT TO THE NOISE REDUCTION SHIM



If no arrow or letter is used but the Jurid pads are equipped with a crescent or half-moon cut-out from the noise reduction shim, the crescent or half-moon needs to be presented at the leading edge where the pad first contacts the brake disc.



### BROWSE THROUGH OUR RANGE OF DIRECTIONAL BRAKE PADS:

571440J	573017J	573178J	573303J	573621J	573702J	573868J
571803J	573025J	573195J	573333J	573627J	573723J	573872J
571961J	573037J	573204J	573335J	573657J	573770J	573873J
571975J	573045J	573206J	573377J	573664J	573773J	573881J
571982J	573083J	573218J	573383J	573665J	573786J	573904J
571984J	573089J	573245J	573386J	573671J	573797J	573941J
571997J	573090J	573257J	573390J	573674J	573806J	573957J
572480J	573092J	573264J	573418J	573687J	573819J	573973J
572588J	573145J	573268J	573433J	573688J	573834J	573981J
572600J	573153J	573291J	573606J	573692J	573838J	
573001J	573159J	573301J	573615J	573700J	573851J	

### DISCOVER OUR DETAILED INSTALLATION VIDEOS ON YouTube



Discover more about  
Jurid Directional brake pads



For informational purposes only. We are not liable for any damages resulting from your reliance on this content.