

TECHNICAL REPORT

Identification and functional
differences between similar
cylinder head gaskets (V6 TDI
VAG)

introduction


In certain engine applications, especially **VAG V6/V8 engines**, it is common to find cylinder head gasket sets that, although physically very similar, **are not interchangeable** due to small but important technical differences.

This report aims to help identify and differentiate two cylinder head gasket sets that can lead to errors during assembly or replacement, in order to avoid sealing problems, premature failures, or installation incompatibilities.

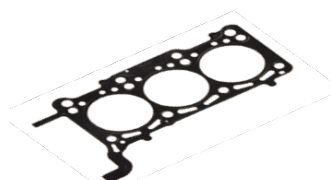
This report is valid for the different thicknesses of these joints. We'll use the standard joint as an example.



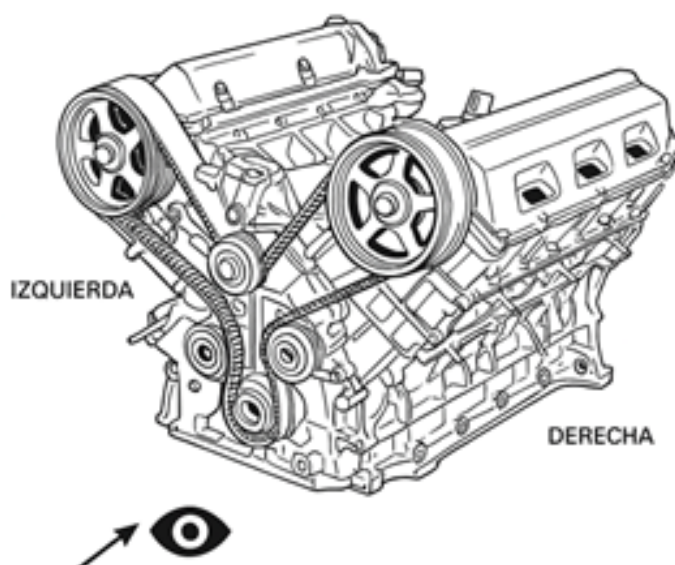
GRUPO 1



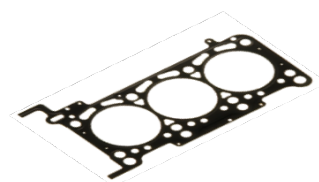
101676XX



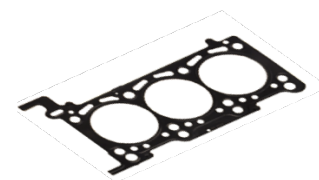
101856XX



GRUPO 2



101675XX



101855XX

GROUP 1

10167500

OEM: 059103383CQ
Mounting on cylinders 4-6

10167600

OEM: 059103383CM
Mounting on cylinders 1-3

GROUP 2

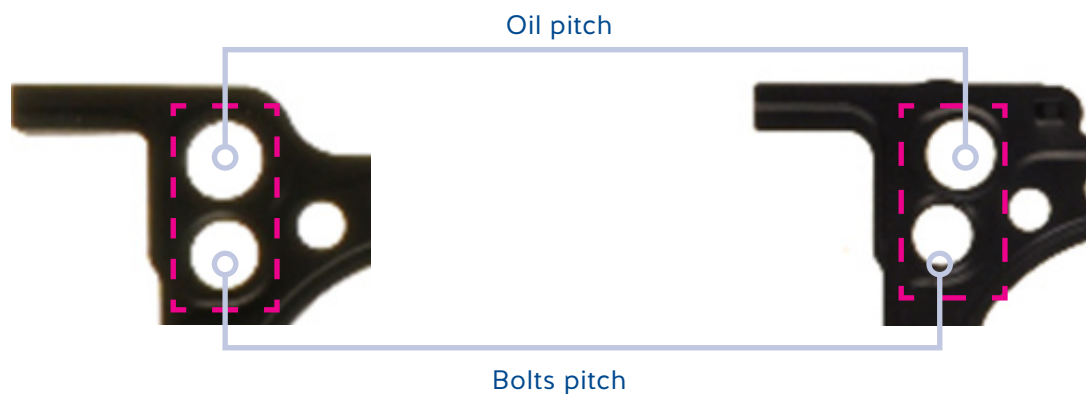
10185500

OEM: 059103383ES
Mounting on cylinders 4-6

10185600

OEM: 059103383EP
Mounting on cylinders 1-3

main difference



These gaskets are mounted on the right side of the engine. The same differences apply to the left side.

Reference	Cylinders	Main application	Compatible vehicles	Engine Code	Year
10167600	1-3	Older V6 TDI engines	AUDI and VW	ASB, BKN, BMK, BKS, BNG, BPP, BSG, BUG, BUN, CAPA, CASA, CASB	2004 - 2011
10167500	4-6				
10185600	1-3	Modern V6 TDI engines and petrol	AUDI, PORSCHE and VW	CARA, CARB, CASA, CASB, CASC, CASD, CATA, CEXA, CEXB, CAMA, CAMB, CANA, CANB, CANC, CAND, CCLA, CCMA, CCWA, CCWB, CDYA, CDYB, CDYC, CGKA, CGKB	2007 - 2013
10185500	4-6				

incorrect gasket assembly

If the wrong gasket is installed, the **bolt holes** will not align correctly, which can cause

- Impossibility of correct tightening
- Coolant or oil leaks
- Mechanical damage to the block or cylinder head



contact

Do you have any doubts about the type of gasket or its installation? Contact our technical support department before installation, and we will advise you and guide you through the necessary steps.



customerservice2@ajusa.es



+34 967 216 212