



ALTERNATEUR BMW 316/318/5

 Remanufactured

FADAAL

Core code : 08

 3599771202821




TECHNICAL DATA

Alternator Charging Current [A]	80 A
Fiche	PLUG381
Belt Pulley Ø [mm]	78 mm
Pulleys	with belt pulley
Info complémentaire	with integrated regulator
Number of mounting bores	2
Clamp	M8 B+
Voltage [V]	12 V

PICTURES



 Before installation, compare the part received with the original part to ensure that the correct part number has been selected and can be installed on the vehicle. Failure to follow those, or the manufacturer, instructions will void the warranty.

BMW		
3 Series (82-94) (E30) - 316	90 ch	09.1983 > 06.1988
3 Series (82-94) (E30) - 316 i	102 ch	08.1987 > 08.1988
3 Series (82-94) (E30) - 318 i	102 ch	12.1984 > 08.1988
	105 ch	09.1982 > 08.1987
3 Series (82-94) (E30) - 320 i	125 ch	09.1982 > 12.1991
3 Series (82-94) Cabriolet (E30) - M3 2.3	200 ch	06.1988 > 07.1989
	215 ch	06.1988 > 10.1993
3 Series (82-94) (E30) - 323 i	150 ch	09.1983 > 09.1986
3 Series (82-94) (E30) - 325 e 2.7	122 ch	10.1983 > 12.1988
	129 ch	01.1985 > 08.1987
3 Series (82-94) (E30) - M3 2.3	195 ch	07.1986 > 06.1991
	200 ch	02.1987 > 05.1989
	215 ch	01.1986 > 12.1990
3 Series (82-94) (E30) - M3 EVO I 2.3	220 ch	10.1988 > 10.1990
3 Series (82-94) (E30) - M3 EVO II 2.5	238 ch	01.1990 > 01.1992
3 Series (82-94) Cabriolet (E30) - M3 2.3	195 ch	06.1988 > 06.1991
5 Series (82-88) (E28) - 518 i	105 ch	05.1981 > 12.1987
5 Series (82-88) (E28) - 520 i	125 ch	06.1981 > 12.1987
5 Series (82-88) (E28) - 525 i	150 ch	06.1981 > 12.1987
5 Series (82-88) (E28) - 525 e	122 ch	09.1981 > 12.1987
	125 ch	03.1983 > 12.1987
	129 ch	09.1985 > 12.1987
5 Series (82-88) (E28) - 528 i	184 ch	06.1981 > 12.1987
5 Series (82-88) (E28) - 535 i, M 535 i	185 ch	01.1985 > 12.1987
	192 ch	01.1985 > 12.1987
5 Series (82-88) (E28) - 535 i	220 ch	01.1985 > 12.1987
5 Series (82-88) (E28) - M5	286 ch	08.1985 > 12.1987
6 Series (76-89) (E24) - 628 CSi	184 ch	09.1979 > 08.1987
6 Series (76-89) (E24) - 635 CSi	185 ch	12.1984 > 12.1986
	192 ch	12.1977 > 04.1989
6 Series (76-89) (E24) - M 635 CSi	286 ch	04.1984 > 12.1988
7 Series (77-86) (E23) - 728 i	184 ch	07.1978 > 08.1986
7 Series (77-86) (E23) - 732 i	197 ch	09.1979 > 08.1986
7 Series (77-86) (E23) - 733 i	197 ch	05.1977 > 08.1986
7 Series (77-86) (E23) - 735 i	185 ch	05.1984 > 09.1986
	192 ch	04.1985 > 08.1986
	218 ch	09.1982 > 09.1986
7 Series (77-86) (E23) - 745 i	252 ch	05.1983 > 08.1986