




ALTERNATEUR PL MAN

 Remanufactured

FAHAAM

Core code : 04

 3599771216095




TECHNICAL DATA

Alternator Charging Current [A]	55 A
Fiche	PLUG621
Pulleys	without belt pulley
Info complémentaire	with integrated regulator
Connector/Clamp	with connection for speed sensor
Clamp	M8 B+
Voltage [V]	12 V

PICTURES



 Before installation, compare the part received with the original part to ensure that the correct part number has been selected and can be installed on the vehicle. Failure to follow those, or the manufacturer, instructions will void the warranty.

MAN		
M90 - 12.152 FK	150 ch	12.1988 > 05.1994
M90 - 12.192 F,12.192 FL	190 ch	07.1990 > 06.1996
M90 - 12.192 FS,12.192 FLS	190 ch	07.1990 > 06.1996
M90 - 12.192 FA	190 ch	10.1992 > 06.1996
M90 - 12.192 FK	190 ch	07.1990 > 06.1996
M90 - 12.192 FAK	190 ch	10.1992 > 06.1996
M90 - 12.222 F,12.222 FL	220 ch	05.1994 > 06.1996
M90 - 12.222 FA	220 ch	05.1994 > 06.1996
M90 - 12.222 FLS	220 ch	05.1994 > 06.1996
M90 - 12.222 FK	220 ch	05.1994 > 06.1996
M90 - 12.222 FAK	220 ch	05.1994 > 06.1996
M90 - 12.232 FA	230 ch	05.1990 > 06.1996
M90 - 12.232 FAK	230 ch	05.1990 > 06.1996
M90 - 12.262 F,12.262 FL	260 ch	08.1995 > 06.1996
M90 - 12.262 FS,12.262 FLS	260 ch	08.1995 > 06.1996
M90 - 12.272 F,12.272 FL	269 ch	10.1992 > 06.1996
M90 - 12.272 FS,12.272 FLS	269 ch	10.1992 > 06.1996
M90 - 12.272 FK	269 ch	10.1992 > 06.1996
M90 - 14.152 F,14.152 FL	155 ch	05.1994 > 06.1996
	150 ch	12.1988 > 04.1994
M90 - 14.152 FS,14.152 FLS	155 ch	05.1994 > 06.1996
M90 - 14.152 FK	155 ch	05.1994 > 06.1996
M90 - 14.162 F,14.162 FL	160 ch	08.1995 > 06.1996
M90 - 14.162 FS,14.162 FLS	160 ch	08.1995 > 06.1996
M90 - 14.162 FK	160 ch	08.1995 > 06.1996
M90 - 14.192 F,14.192 FL	190 ch	07.1990 > 06.1996
M90 - 14.192 FS,14.192 FLS	190 ch	07.1990 > 06.1996
M90 - 14.192 FK	190 ch	07.1990 > 06.1996
M90 - 14.222 F,14.222 FL	220 ch	05.1994 > 06.1996
M90 - 14.222 FLS	220 ch	05.1994 > 06.1996
M90 - 14.222 FK	220 ch	05.1994 > 06.1996
M90 - 14.262 F,14.262 FL	260 ch	08.1995 > 06.1996
M90 - 14.262 FS,14.262 FLS	260 ch	08.1995 > 06.1996
M90 - 14.262 FK	260 ch	08.1995 > 06.1996
M90 - 14.272 F,14.272 FL	269 ch	10.1992 > 06.1996
M90 - 14.272 FS,14.272 FLS	269 ch	12.1992 > 06.1996
M90 - 14.272 FK	269 ch	10.1992 > 06.1996
M90 - 17.192 FA	190 ch	07.1990 > 06.1996
M90 - 17.192 FAK	190 ch	07.1990 > 06.1996
M90 - 17.222 FA	220 ch	05.1994 > 06.1996
M90 - 17.222 FAK	220 ch	05.1994 > 06.1996
M90 - 18.192 F,18.192 FL,18.192 FLL	190 ch	09.1990 > 06.1996
M90 - 18.192 FK	190 ch	09.1990 > 06.1996
M90 - 18.222 F,18.222 FL,18.222 FLL	220 ch	05.1994 > 06.1996
M90 - 18.222 FK	220 ch	05.1994 > 06.1996
M90 - 18.232 F,18.232 FL,18.232 FLL	230 ch	09.1990 > 06.1996
M90 - 18.232 FK	230 ch	09.1990 > 06.1996
M90 - 18.262 F,18.262 FL,18.262 FLL	260 ch	08.1995 > 06.1996
M90 - 18.262 FK	260 ch	08.1995 > 06.1996
M90 - 18.272 F,18.272 FL,18.272 FLL	269 ch	10.1992 > 06.1996
M90 - 18.272 FK	269 ch	10.1992 > 06.1996

MAN		
M90 - 24.222 FNL,24.222 FNLL,24.222 FVL	220 ch	05.1994 > 06.1996
M90 - 24.232 FNL,24.232 FNLL,24.232 FVL	230 ch	07.1989 > 06.1996
M90 - 24.272 FNL,24.272 FNLL,24.272 FVL	269 ch	10.1992 > 06.1996
M90 - 24.262 FNL,24.262 FNLL,24.262 FVL	260 ch	08.1995 > 06.1996

MERCEDES-BENZ		
T2/L Fourgon - L 508 DG	85 ch	01.1970 > 12.1988
T2/L Fourgon - L 608 D	85 ch	01.1970 > 12.1988
T2/L Fourgon - L 613 D	130 ch	04.1977 > 12.1988
T2/L Camion plate-forme/Châssis - L 508 DG	85 ch	01.1970 > 12.1988
T2/L Camion plate-forme/Châssis - L 608 D	85 ch	01.1970 > 12.1988
T2/L Camion plate-forme/Châssis - L 613 D	130 ch	04.1977 > 12.1988
T2/L Camion plate-forme/Châssis - LKO 508 DG	85 ch	09.1972 > 06.1988
LP - LP 608, LPL 608	85 ch	09.1963 > 12.1984
LP - LPKF 608	85 ch	09.1963 > 12.1984
LP - LPS 608, LPLS 608	85 ch	09.1963 > 12.1984
LP - LPO 608	85 ch	10.1969 > 10.1977
LP - LPKO 608	85 ch	02.1966 > 07.1977
LP - LP 709, LPL 709	85 ch	09.1963 > 12.1984
LP - LPS 709, LPLS 709	85 ch	09.1963 > 12.1984
LP - LPKF 709	85 ch	11.1977 > 12.1984
LP - LPO 709	85 ch	11.1977 > 12.1984
LP - LPK 709	85 ch	11.1977 > 12.1984
LP - LP 808, LPL 808	85 ch	09.1963 > 12.1984
LP - LPO 808, LPO 809	85 ch	09.1967 > 10.1977
LP - LP 809, LPL 808, LPL 809	85 ch	09.1963 > 12.1984
LP - LP 813, LPL 813	130 ch	09.1963 > 12.1984
LP - LPS 813, LPLS 813	130 ch	09.1963 > 12.1984
LP - LPK 813	130 ch	03.1973 > 12.1984
LP - LP 911 B	110 ch	01.1967 > 03.1977
LP - LPS 911 B	110 ch	01.1967 > 03.1977
LP - LP 913, LPL 913	130 ch	09.1963 > 12.1984
LP - LPS 913	130 ch	10.1969 > 12.1984
LP - LPK 913	130 ch	01.1967 > 12.1984
LP - LP 1013, LPL 1013	130 ch	11.1976 > 12.1984
LP - LP 1113, LPL 1113	130 ch	01.1980 > 12.1984
LP - LPK 1013	130 ch	11.1976 > 12.1984
NG - 1013	130 ch	02.1976 > 12.1984
NG - 1013 A	130 ch	02.1976 > 12.1986
NG - 1013 KO	130 ch	02.1976 > 12.1984
NG - 1013 S	130 ch	02.1976 > 12.1984
NG - 1013 K	130 ch	02.1976 > 12.1984
NG - 1013 AK	130 ch	02.1976 > 12.1984
NG - 1017	168 ch	11.1975 > 02.1991
NG - 1017 A	168 ch	11.1975 > 02.1991
NG - 1017 KO,1017 F	168 ch	08.1973 > 09.1996
NG - 1017 S,1017 LS	168 ch	08.1973 > 09.1996
NG - 1017 AS	168 ch	04.1977 > 09.1985
NG - 1017 K	168 ch	02.1976 > 12.1984
NG - 1017 AK	168 ch	02.1976 > 12.1984
NG - 1213	130 ch	09.1975 > 05.1986

MERCEDES-BENZ		
NG - 1213 A	130 ch	09.1975 > 05.1986
NG - 1213 S	130 ch	09.1975 > 05.1986
NG - 1213 AS	130 ch	09.1975 > 05.1986
NG - 1213 KO	130 ch	09.1975 > 05.1986
NG - 1213 AKO	130 ch	09.1975 > 05.1986
NG - 1213 K	130 ch	09.1975 > 05.1986
NG - 1213 AK	130 ch	09.1975 > 05.1986
NG - 1217,1217 L	168 ch	08.1973 > 09.1996
NG - 1217 A	168 ch	09.1975 > 09.1985
NG - 1217 S,1217 LS	168 ch	08.1973 > 09.1996
NG - 1217 AS	168 ch	09.1975 > 09.1985
NG - 1217 KO	168 ch	09.1975 > 09.1985
NG - 1217 K	168 ch	09.1975 > 12.1984
NG - 1217 AK	168 ch	09.1975 > 09.1985
NG - 1219	192 ch	09.1975 > 09.1984
NG - 1219 A	192 ch	09.1975 > 12.1982
NG - 1219 S	192 ch	09.1975 > 09.1984
NG - 1219 K	192 ch	09.1975 > 09.1984
NG - 1219 AK	192 ch	09.1975 > 12.1984
NG - 1413	130 ch	09.1975 > 12.1984
NG - 1413 A	130 ch	09.1975 > 12.1984
NG - 1413 KO	130 ch	09.1975 > 12.1984
NG - 1413 AKO	130 ch	09.1975 > 12.1984
NG - 1413 K	130 ch	09.1975 > 12.1984
NG - 1413 AK	130 ch	09.1975 > 12.1984
NG - 1417	168 ch	05.1975 > 12.1984
NG - 1417 A	168 ch	05.1975 > 12.1984
NG - 1417 KO	168 ch	05.1975 > 12.1984
NG - 1417 AKO	168 ch	05.1975 > 12.1984
NG - 1417 K	168 ch	05.1975 > 12.1984
NG - 1417 AK	168 ch	05.1975 > 12.1984
NG - 1419,1419 L	192 ch	08.1973 > 09.1996
NG - 1419 S,1419 LS	192 ch	08.1973 > 09.1996
NG - 1419 AS	192 ch	05.1975 > 12.1982
NG - 1419 F	192 ch	05.1975 > 12.1982
NG - 1419 K	192 ch	05.1975 > 12.1982
NG - 1419 AK	192 ch	05.1975 > 12.1984
NG - 1424,1424 L	240 ch	08.1973 > 09.1996
NG - 1424 S,1424 LS	240 ch	08.1973 > 09.1996
NG - 1424 K	240 ch	07.1975 > 01.1987
NG - 1613,1613 L	130 ch	08.1973 > 09.1996
NG - 1613 KO	130 ch	01.1975 > 12.1984
NG - 1613 K	130 ch	01.1975 > 12.1984
NG - 1617,1617 L	168 ch	08.1973 > 09.1996
NG - 1617 S	168 ch	01.1975 > 07.1985
NG - 1617 K	168 ch	01.1975 > 07.1985
NG - 1617 AK	168 ch	01.1975 > 07.1985
NG - 1617 KO	168 ch	01.1975 > 07.1985
NG - 1619,1619 L	192 ch	08.1973 > 09.1996
NG - 1619 S	192 ch	11.1974 > 12.1984
NG - 1619 K	192 ch	11.1974 > 12.1982

MERCEDES-BENZ		
NG - 1619 AK	192 ch	11.1974 > 12.1982
NG - 1619 KO	192 ch	11.1974 > 01.1987
NG - 1624,1624 L	240 ch	08.1973 > 09.1996
NG - 1624 S,1624 LS	240 ch	08.1973 > 09.1996
NG - 1624 K	240 ch	07.1975 > 08.1982
NG - 2219,2219 L	192 ch	08.1973 > 09.1996
NG - 2219	192 ch	06.1976 > 01.1987
NG - 2219 K	192 ch	06.1976 > 01.1987
NG - 2219 KO	192 ch	06.1976 > 01.1987
NG - 2224	240 ch	04.1976 > 12.1982
	240 ch	04.1976 > 12.1982
NG - 2224 S	240 ch	07.1976 > 12.1982
NG - 2224 K	240 ch	04.1976 > 12.1982
UNIMOG - U 110,U 110L	102 ch	02.1992 >
UNIMOG - U 130,U 140	133 ch	07.1992 >
UNIMOG - U 140T	133 ch	07.1992 >
UNIMOG - U 140L	136 ch	07.1992 >
UNIMOG - U 1000	95 ch	01.1977 > 05.1988
	102 ch	01.1988 >
UNIMOG - U 1000T	110 ch	01.1977 > 12.1982
UNIMOG - U 1200T	125 ch	01.1983 > 05.1988
	125 ch	01.1988 >
UNIMOG - U 1200	125 ch	02.1982 > 05.1988
	125 ch	01.1988 >
UNIMOG - U 1250	125 ch	12.1984 > 05.1988
UNIMOG - U 1250,U 1250L	125 ch	01.1988 >
UNIMOG - U 1250L	136 ch	05.1988 >
UNIMOG - U 1300,U 1300L	125 ch	01.1977 > 05.1988
UNIMOG - U 1300	125 ch	01.1977 > 12.1984
UNIMOG - U 1350L	136 ch	05.1988 >
UNIMOG - U 1400	136 ch	01.1988 >
UNIMOG - U 1450,U 1450L	136 ch	01.1988 >
UNIMOG - U 1500	150 ch	01.1977 > 05.1988
UNIMOG - U 1550	150 ch	01.1986 > 05.1988
UNIMOG - U 1500T	150 ch	01.1977 > 05.1988
UNIMOG - U 1550 L	125 ch	02.1986 > 05.1988
UNIMOG - U 1550L	136 ch	05.1988 >
	170 ch	01.1992 >
	204 ch	05.1988 >
	241 ch	05.1988 >
UNIMOG - U 1600	156 ch	01.1988 >
	241 ch	05.1991 >
UNIMOG - U 1650,U 1650L	156 ch	01.1988 >
UNIMOG - U 1700L	169 ch	05.1978 > 09.1988
UNIMOG - U 1700,U 1700L	169 ch	05.1978 > 09.1988
UNIMOG - U 1700, U 1700 L	166 ch	09.1988 >
UNIMOG - U 1700T	166 ch	09.1988 >
UNIMOG - U 1750,U 1750L	166 ch	09.1988 >
	166 ch	09.1988 >
UNIMOG - U 2100	211 ch	09.1989 >
UNIMOG - U 2100T	211 ch	09.1989 >

MERCEDES-BENZ		
UNIMOG - U 2150	211 ch	09.1989 >
UNIMOG - U 2150,U 2150L	211 ch	09.1989 >
	241 ch	09.1989 >
UNIMOG - U 2400	241 ch	05.1991 >
UNIMOG - U 2450,U 2450L	241 ch	05.1991 >
UNIMOG - U 2450L	241 ch	07.1993 >