



ALTERNATEUR MERCEDES 250G

 Remanufactured

FADAAL

Core code : 06


 3599771211403




TECHNICAL DATA

Alternator Charging Current [A]	55 A
Fiche	PLUG383
Pulleys	with V-ribbed belt pulley
Info complémentaire	with integrated regulator
Connector/Clamp	with connection for speed sensor
Number of grooves	6
Clamp	M6 B+
Voltage [V]	12 V

PICTURES



 Before installation, compare the part received with the original part to ensure that the correct part number has been selected and can be installed on the vehicle. Failure to follow those, or the manufacturer, instructions will void the warranty.

MERCEDES-BENZ

CLASSE G (79-93) (W460) - 250 GD	84 ch	10.1987 > 12.1992
	92 ch	12.1988 > 08.1992
CLASSE G Cabrio (W460) - 250 GD	84 ch	10.1987 > 10.1991
CLASSE G (1990-) Cabrio (W463) - 230 GE	126 ch	06.1990 > 02.1993
CLASSE G (1990-) Cabrio (W463) - 300 GD	113 ch	09.1989 > 08.1993
CLASSE G (1990-) Cabrio (W463) - G 300 Diesel	113 ch	09.1993 > 08.1994
CLASSE G (1990-) (W463) - 230 GE	126 ch	06.1990 > 06.1993
CLASSE G (1990-) (W463) - 250 GD	94 ch	06.1990 > 10.1992
CLASSE G (1990-) (W463) - 300 GD	113 ch	09.1989 > 08.1993
CLASSE G (1990-) (W463) - G 300 Diesel	113 ch	09.1993 > 08.1994
CLASSE G (1990-) (W461) - 230 GE	122 ch	02.1993 > 07.1996
	125 ch	06.1993 > 07.2000
CLASSE G (1990-) (W461) - 290 GD/G 290 D	95 ch	06.1993 > 07.2000
T2/LN1 Camion plate-forme/Châssis - 609 D	86 ch	04.1986 > 12.1994
	90 ch	04.1986 > 12.1994
	105 ch	06.1994 > 12.1994
T2/LN1 Camion plate-forme/Châssis - 609 DK	86 ch	04.1986 > 12.1994
	90 ch	04.1986 > 12.1994
T2/LN1 Camion plate-forme/Châssis - 611 D	105 ch	06.1994 > 12.1994
T2/LN1 Camion plate-forme/Châssis - 611 DK	105 ch	06.1994 > 12.1994
T2/LN1 Camion plate-forme/Châssis - 809 DK	86 ch	04.1986 > 12.1994
	90 ch	04.1986 > 12.1994
T2/LN1 Camion plate-forme/Châssis - 811 D	116 ch	04.1986 > 12.1994
	105 ch	04.1986 > 12.1994
T2/LN1 Camion plate-forme/Châssis - 811 DK	115 ch	04.1986 > 12.1994
T2/LN1 Fourgon - 609 D	86 ch	04.1986 > 12.1994
	90 ch	04.1986 > 12.1994
	105 ch	06.1994 > 12.1994
T2/LN1 Fourgon - 611 D	105 ch	06.1994 > 12.1994
T2/LN1 Fourgon - 809 D	86 ch	04.1986 > 12.1994
	90 ch	04.1986 > 12.1994
T2/LN1 Fourgon - 811 D	105 ch	04.1986 > 12.1994
	115 ch	04.1986 > 12.1994
T2/LN1 Cabine mobile - 809 DT	86 ch	04.1986 > 12.1994
	90 ch	04.1986 > 12.1994

PUCH

G-MODELL (W 460) - 250 GD	84 ch	10.1987 > 12.1991
G-MODELL (W463) - 230 GE	126 ch	07.1989 > 08.1993
G-MODELL (W463) - 300 GD	113 ch	06.1989 > 08.1993