



ALTERNATEUR ROVER - JAGUA

 Remanufactured

FADAAL

Core code : 06

 3599771218327




TECHNICAL DATA

Alternator Charging Current [A]	65 A
Fiche	PLUG381
Pulleys	with belt pulley
Info complémentaire	with integrated regulator
Clamp	M6 B+
Voltage [V]	12 V

PICTURES



 Before installation, compare the part received with the original part to ensure that the correct part number has been selected and can be installed on the vehicle. Failure to follow those, or the manufacturer, instructions will void the warranty.

AUSTIN

MONTEGO (XE) - 1.6 LS, HL	83 ch	04.1984 > 08.1988
MONTEGO (XE) - 2.0 Turbo	150 ch	04.1984 > 08.1988

JAGUAR

XJ (68-92) - 6 3.4	162 ch	05.1975 > 10.1986
--------------------	--------	-------------------

LAND ROVER

90/110 (DHMC) - 2.5 4x4	84 ch	09.1985 > 08.1990
90/110 (DHMC) - 3.5 4x4	133 ch	09.1983 > 07.1990
DISCOVERY (89-98) (LJ, LG) - 2.5 TDI 4x4	122 ch	06.1993 > 10.1998
	113 ch	10.1989 > 10.1998
RANGE ROVER (70-96) - 3.5 Vogue 4x4	126 ch	08.1981 > 09.1990
RANGE ROVER (70-96) - 3.5 4x4	131 ch	10.1969 > 08.1991
	132 ch	07.1970 > 08.1981
RANGE ROVER (70-96) - 2.4 TD 4x4	106 ch	04.1986 > 12.1990
	113 ch	04.1986 > 09.1989

MG

MONTEGO - 2.0 EFi	117 ch	04.1984 > 09.1990
MONTEGO - 2.0 Turbo	150 ch	10.1984 > 09.1990

ROVER

100 (METRO) (XP) - 111 C/L/S	60 ch	03.1990 > 12.1998
100 (METRO) (XP) - 114 S/L/GTA	75 ch	03.1990 > 12.1998
100 (METRO) (XP) - 114 GTI/GT 16V Cat	90 ch	03.1990 > 12.1998
100 (METRO) (XP) - 114 GTI 16V	94 ch	03.1990 > 08.1991
	103 ch	08.1991 > 12.1998
100 Cabriolet (XP) - 111	60 ch	04.1994 > 10.1997
200 Hatchback (XW) - 214	75 ch	09.1993 > 12.1995
200 Hatchback (XW) - 214 GSi/Si	95 ch	01.1990 > 10.1995
	103 ch	12.1992 > 10.1995
200 (XH) - 216	83 ch	03.1985 > 09.1989
200 (XH) - 216 Vitesse	102 ch	09.1984 > 09.1989
200 (RF) - 214 Si	103 ch	11.1995 > 03.2000
CABRIOLET (XW) - 214 1.4	90 ch	01.1992 > 11.1999
CABRIOLET (XW) - 214 1.4i 16V	103 ch	01.1993 > 11.1999
400 (XW) - 414 GSi/Si	90 ch	04.1990 > 04.1995
400 (XW) - 414	95 ch	01.1993 > 04.1995
400 (XW) - 414 GSi/Si Cat	103 ch	10.1992 > 04.1995
800 (XS) - 820e	120 ch	10.1986 > 10.1991
800 (XS) - 820 16 V I/Si	140 ch	10.1986 > 10.1988
800 (XS) - 820 I/Si	136 ch	01.1992 > 02.1999
2000-3500 Hatchback (SD1) - 2000	101 ch	10.1982 > 10.1986
2000-3500 Hatchback (SD1) - 3500 Vitesse	193 ch	10.1982 > 10.1986
MONTEGO - 1.6	83 ch	10.1990 > 09.1992