



**ALTERNATEUR RENAULT KERAX**

 Remanufactured

FAHAAM

Core code : 08

 3599771217924




## TECHNICAL DATA

Alternator Charging Current [A]	<b>80 A</b>
Fiche	<b>PLUG608</b>
Pulleys	<b>with V-ribbed belt pulley</b>
Info complémentaire	<b>with integrated regulator</b>
Connector/Clamp	<b>with connection for speed sensor</b>
Number of grooves	<b>6</b>
Clamp	<b>M8 B+</b>
Voltage [V]	<b>24 V</b>

## PICTURES



 Before installation, compare the part received with the original part to ensure that the correct part number has been selected and can be installed on the vehicle. Failure to follow those, or the manufacturer, instructions will void the warranty.

<b>RENAULT TRUCKS</b>		
MAGNUM - AE 390.18	390 ch	09.1996 >
MAGNUM - AE 390.18T	390 ch	09.1996 >
MAGNUM - AE 390.19	390 ch	09.1996 >
MAGNUM - AE 390.19T	390 ch	09.1996 >
MAGNUM - AE 390.26	390 ch	09.1996 >
MAGNUM - AE 420ti.18	415 ch	10.1992 > 12.1996
MAGNUM - AE 420ti.18T	415 ch	10.1992 > 12.1996
MAGNUM - AE 420ti.19	415 ch	10.1992 > 12.1996
MAGNUM - AE 420ti.19T	415 ch	10.1992 > 12.1996
MAGNUM - AE 420ti.22T	415 ch	10.1992 > 10.1996
MAGNUM - AE 420ti.24	415 ch	10.1992 > 12.1996
MAGNUM - AE 420ti.24T	415 ch	10.1992 > 12.1996
MAGNUM - AE 420ti.26	415 ch	10.1992 > 12.1996
MAGNUM - AE 420ti.26T	415 ch	10.1992 > 12.1996
MAGNUM - AE 430.18	430 ch	09.1996 >
MAGNUM - AE 430.18T	430 ch	09.1996 >
MAGNUM - AE 430.19	430 ch	09.1996 >
MAGNUM - AE 430.19T	430 ch	09.1996 >
MAGNUM - AE 430.26	430 ch	09.1996 >
MAGNUM - AE 430.26T	430 ch	01.1998 >
	430 ch	01.1997 >
MAGNUM - AE 470.18	471 ch	11.1996 >
MAGNUM - AE 470.18T	471 ch	11.1996 >
MAGNUM - AE 470.19	471 ch	11.1996 >
MAGNUM - AE 470.19T	471 ch	11.1996 >
MAGNUM - AE 470.26	471 ch	01.1997 >
MAGNUM - AE 470.26T	471 ch	01.1998 >
MAGNUM - AE 560.18	560 ch	04.1996 >
MAGNUM - AE 560.19	560 ch	04.1996 >
MAGNUM - AE 560.26	560 ch	04.1996 >
MAGNUM - AE 560.18T	560 ch	04.1996 >
MAGNUM - AE 560.19T	560 ch	04.1996 >
MAGNUM - AE 560.26T	560 ch	01.1998 >
	560 ch	01.1997 >
MAGNUM - E.TECH 400.18	401 ch	05.2000 >
MAGNUM - E.TECH 400.18T	401 ch	05.2000 >
MAGNUM - E.TECH 400.24	401 ch	05.2000 >
MAGNUM - E.TECH 400.26	401 ch	05.2000 >
MAGNUM - E.TECH 440.18	441 ch	05.2000 >
MAGNUM - E.TECH 440.18T	441 ch	05.2000 >
MAGNUM - E.TECH 440.24	441 ch	05.2000 >
MAGNUM - E.TECH 440.26	441 ch	05.2000 >
MAGNUM - E.TECH 440.26T	441 ch	05.2000 >
	441 ch	05.2000 >
MAGNUM - E.TECH 480.18	472 ch	05.2000 >
MAGNUM - E.TECH 480.18T	472 ch	05.2000 >
MAGNUM - E.TECH 480.24	472 ch	05.2000 >
MAGNUM - E.TECH 480.26	472 ch	05.2000 >
MAGNUM - E.TECH 480.26T	472 ch	05.2000 >
	472 ch	05.2000 >
PREMIUM - Distribution 210.16	209 ch	04.1996 >

<b>RENAULT TRUCKS</b>		
PREMIUM - Distribution 210.18D, 220.18	209 ch	04.1996 >
PREMIUM - Distribution 250.16	250 ch	04.1996 >
PREMIUM - Distribution 250.18D	250 ch	04.1996 >
PREMIUM - Distribution 250.19	250 ch	04.1996 >
PREMIUM - Distribution 260.16	256 ch	04.1996 >
PREMIUM - Distribution 260.18	256 ch	04.1996 >
PREMIUM - Distribution 260.19	256 ch	04.1996 >
PREMIUM - Route 300.16	298 ch	09.1996 >
PREMIUM - Distribution 300.16T	298 ch	04.1996 >
PREMIUM - Route 300.18	298 ch	09.1996 >
PREMIUM - Distribution 300.18D	298 ch	04.1996 >
PREMIUM - Distribution 300.18D/T	298 ch	04.1996 >
PREMIUM - Route 300.18T	298 ch	09.1996 >
PREMIUM - Distribution 300.19	298 ch	04.1996 >
PREMIUM - Route 300.19	298 ch	09.1996 >
PREMIUM - Distribution 300.19D/T	298 ch	04.1996 >
PREMIUM - Route 300.19T	298 ch	09.1996 >
PREMIUM - Distribution 300.26D	298 ch	04.1996 >
PREMIUM - Distribution 320.18	313 ch	08.2000 >
PREMIUM - Route 320.18	313 ch	08.2000 >
	313 ch	08.2000 >
PREMIUM - Distribution 320.18 D	313 ch	08.2000 >
PREMIUM - Distribution 320.24D	313 ch	08.2000 >
PREMIUM - Distribution 320.26D	313 ch	08.2000 >
PREMIUM - Route 340.18	339 ch	04.1996 >
PREMIUM - Distribution 340.18D	339 ch	04.1996 >
PREMIUM - Distribution 340.18D/T	339 ch	04.1996 >
PREMIUM - Route 340.18T	339 ch	04.1996 >
PREMIUM - Route 340.19	339 ch	04.1996 >
PREMIUM - Distribution 340.19D	339 ch	04.1996 >
PREMIUM - Distribution 340.19D/T	339 ch	04.1996 >
PREMIUM - Route 340.19T	339 ch	04.1996 >
PREMIUM - Route 340.24	339 ch	04.1996 >
PREMIUM - Route 340.26	339 ch	04.1996 >
PREMIUM - Distribution 340.26D	339 ch	04.1996 >
PREMIUM - Route 370.18	362 ch	08.2000 >
PREMIUM - Distribution 370.18	362 ch	08.2000 >
PREMIUM - Distribution 370.18D	362 ch	08.2000 >
PREMIUM - Route 370.18	362 ch	08.2000 >
PREMIUM - Route 370.24	362 ch	08.2000 >
PREMIUM - Distribution 370.24D	362 ch	08.2000 >
PREMIUM - Route 370.26	362 ch	08.2000 >
PREMIUM - Distribution 370.26D	362 ch	08.2000 >
PREMIUM - Route 385.18,400.18	381 ch	04.1996 >
PREMIUM - Route 385.18T,400.18T	381 ch	04.1996 >
PREMIUM - Route 385.19,400.19	381 ch	04.1996 >
PREMIUM - Route 385.19T,400.19T	381 ch	04.1996 >
PREMIUM - Route 385.24T,400.24T	381 ch	09.1996 >
PREMIUM - Route 385.26	381 ch	04.1996 >
PREMIUM - Route 385.24,400.24	381 ch	04.1996 >
PREMIUM - Route 385.26,400.26	381 ch	04.1996 >

<b>RENAULT TRUCKS</b>		
PREMIUM - Distribution 400.18D/T	392 ch	01.2000 >
PREMIUM - Distribution 420.18	412 ch	08.2000 >
PREMIUM - Route 420.18	412 ch	08.2000 >
PREMIUM - Distribution 420.18D	412 ch	08.2000 >
PREMIUM - Route 420.18T	412 ch	08.2000 >
PREMIUM - Route 420.24	412 ch	08.2000 >
PREMIUM - Route 420.25	412 ch	08.2000 >
PREMIUM - Route 420.26	412 ch	08.2000 >
PREMIUM - Route 420.24	412 ch	08.2000 >
KERAX - 260.18/B	256 ch	06.1997 >
KERAX - 260.18	256 ch	06.1997 >
KERAX - 300.18/B	298 ch	06.1997 >
KERAX - 300.26/A,300.26/B	298 ch	06.1997 >
KERAX - 300.26/B	298 ch	06.1997 >
KERAX - 300.26/A,300.26/B	298 ch	06.1997 >
KERAX - 340.18/B	339 ch	06.1997 >
KERAX - 340.18	339 ch	06.1997 >
KERAX - 340.26/A,340.26/B	339 ch	06.1997 >
KERAX - 340.26/B	339 ch	06.1997 >
KERAX - 340.26/A,340.26/B	339 ch	06.1997 >
KERAX - 340.32/A	339 ch	06.1997 >
	339 ch	06.1997 >
KERAX - 385.18/B	381 ch	06.1997 >
KERAX - 385.18	381 ch	06.1997 >
KERAX - 385.18T	381 ch	06.1997 >
	381 ch	06.1997 >
KERAX - 385.26/A,385.26/B,385.26/C	381 ch	06.1997 >
KERAX - 385.26	381 ch	06.1997 >
KERAX - 385.26T	381 ch	06.1997 >
KERAX - 385.26/B	381 ch	06.1997 >
KERAX - 385.26/A,385.26/B	381 ch	06.1997 >
KERAX - 385.32/A,385.32/B,385.32/C	381 ch	06.1997 >
KERAX - 385.32/B	381 ch	06.1997 >
KERAX - 385.32/A,385.32/B	381 ch	06.1997 >
KERAX - 400.18	392 ch	01.2000 >
KERAX - 400.18T	392 ch	01.2000 >
	392 ch	01.2000 >
KERAX - 400.26/A,400.26/B,400.26/C	392 ch	01.2000 >
KERAX - 400.26	392 ch	09.1998 > 12.2006
KERAX - 400.26/B	392 ch	01.2000 >
	392 ch	01.2000 >
KERAX - 400.26T	392 ch	01.2000 >
KERAX - 400.32/A,400.32/B,400.32/C	392 ch	01.2000 >
KERAX - 400.32/B	392 ch	01.2000 >
MIDLUM - 135.08/B,150.08/B	136 ch	01.2000 >
	136 ch	01.2000 >
MIDLUM - 135.09/B,150.09/B	136 ch	01.2000 >
MIDLUM - 135.10/B,150.10/B	136 ch	01.2000 >
	136 ch	01.2000 >
MIDLUM - 150.08/B	152 ch	10.2001 >
MIDLUM - 150.10/B	152 ch	10.2001 >

<b>RENAULT TRUCKS</b>		
MIDLUM - 150.12/B	150 ch	01.2000 >
MIDLUM - 180.08/B	174 ch	10.2001 >
MIDLUM - 180.10/B	174 ch	10.2001 >
MIDLUM - 180.12/B, 180.12/C	174 ch	10.2001 >
MIDLUM - 180.08/B	180 ch	01.2000 >
	180 ch	01.2000 >
MIDLUM - 180.09/B	180 ch	01.2000 >
MIDLUM - 180.10/B	180 ch	01.2000 >
	180 ch	01.2000 >
MIDLUM - 180.12/B	180 ch	01.2000 >
MIDLUM - 180.12	174 ch	10.2001 >
MIDLUM - 210.08/B, 220.08/B	209 ch	01.2000 >
MIDLUM - 210.08/B	209 ch	01.2000 >
MIDLUM - 210.09/B	209 ch	01.2000 >
MIDLUM - 210.10/B, 220.10/B	209 ch	01.2000 >
MIDLUM - 210.10/B	209 ch	01.2000 >
MIDLUM - 210.12/C, 220.12/C	209 ch	01.2000 >
MIDLUM - 210.12/C	209 ch	01.2000 >
MIDLUM - 210.13/C, 220.13/C, 220.13/D	209 ch	01.2000 >
MIDLUM - 210.13/C	209 ch	01.2000 >
MIDLUM - 210.14/C, 220.14/C, 220.14/D	209 ch	01.2000 >
MIDLUM - 210.15/C	209 ch	01.2000 >
	209 ch	01.2000 >
MIDLUM - 210.16/C, 220.16/C, 22.16/D	209 ch	01.2000 >
MIDLUM - 220.15	215 ch	10.2001 >
MIDLUM - 220.18/D	215 ch	10.2001 >
MIDLUM - 250.12/C	250 ch	01.2000 >
	250 ch	01.2000 >
MIDLUM - 250.13/C	250 ch	01.2000 >
	250 ch	01.2000 >
MIDLUM - 250.14/C	250 ch	01.2000 >
MIDLUM - 250.15/C	250 ch	01.2000 >
	250 ch	01.2000 >
MIDLUM - 250.16/C	250 ch	01.2000 >
MIDLUM - 250.16/CT	250 ch	01.2000 >
MIDLUM - 270.12/C	265 ch	10.2001 >
MIDLUM - 270.13/C, 270.13/D	265 ch	10.2001 >
MIDLUM - 270.14/C, 270.14/D	265 ch	10.2001 >
MIDLUM - 270.16/C, 270.16/D	265 ch	10.2001 >
MIDLUM - 270.16/C	265 ch	10.2001 >
MIDLUM - 270.18/D	265 ch	10.2001 >
MIDLINER - M 210.13/C	205 ch	05.1992 > 01.2000
MIDLINER - M 210.15/D	205 ch	05.1992 > 01.2000
MIDLINER - M 250.13/C	250 ch	05.1996 > 01.2000
	250 ch	05.1996 > 01.2000
MIDLINER - M 250.15C/T	250 ch	05.1996 > 01.2000
MIDLINER - M 250.15/C, M 250.15/D	250 ch	05.1996 > 01.2000
MIDLINER - M 250.16/D	250 ch	05.1996 > 01.2000
	250 ch	05.1996 > 01.2000