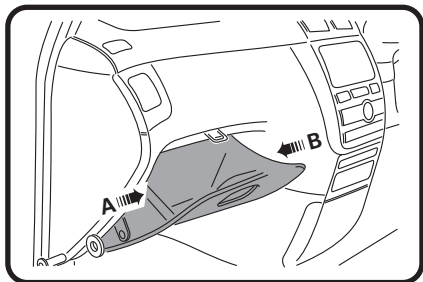


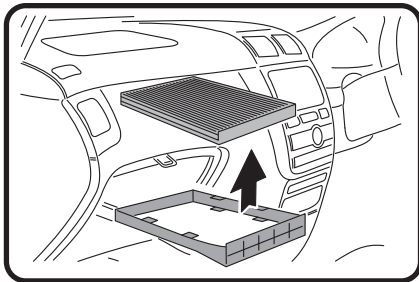


FITTING INSTRUCTIONS FOR RYCO CABIN FILTER RCA104P/MS

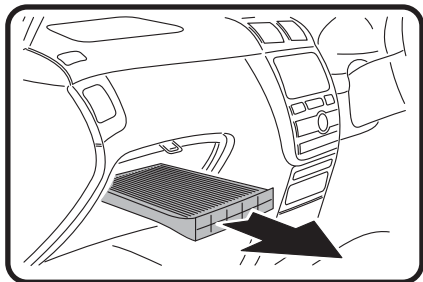
TOYOTA AVENSIS VERSO
(Filter located in glove compartment)




1: Push sides of glove box (A & B) to release catches, roll glove box down, unclip hinges to remove glove box.



3: Remove used filter from tray. Fit new Ryco filter. Refit all previously removed components.



2: Slide filter tray out from glove box compartment.

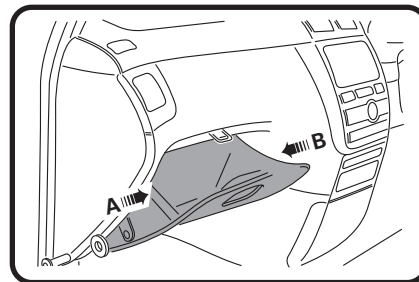


4: Clean filter housing, dispose of used filter correctly.

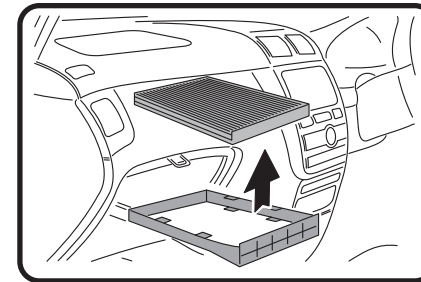


FITTING INSTRUCTIONS FOR RYCO CABIN FILTER RCA104P/MS

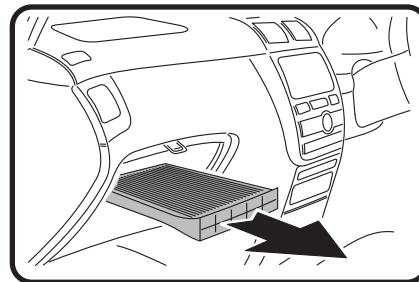
TOYOTA AVENSIS VERSO
(Filter located in glove compartment)




1: Push sides of glove box (A & B) to release catches, roll glove box down, unclip hinges to remove glove box.



3: Remove used filter from tray. Fit new Ryco filter. Refit all previously removed components.



2: Slide filter tray out from glove box compartment.



4: Clean filter housing, dispose of used filter correctly.