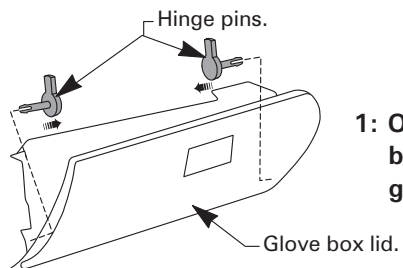
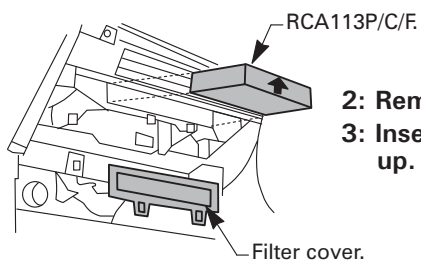


NISSAN PULSAR
Filter located behind glove box.



1: Open glove box, remove hinge pins by levering out as shown, remove glove box.

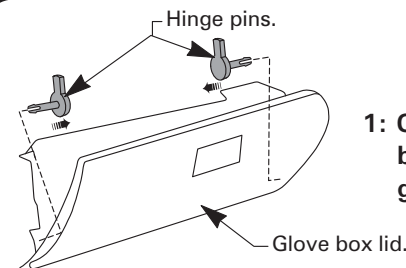


**2: Remove filter cover, remove used filter.
3: Insert new Ryco filter with flow arrow up.**

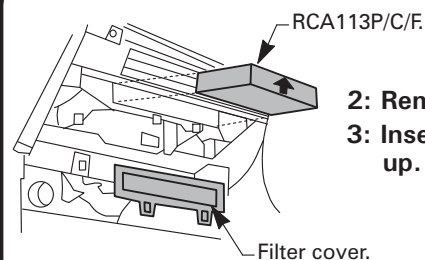
4: Dispose of used filter correctly.



NISSAN PULSAR
Filter located behind glove box.



1: Open glove box, remove hinge pins by levering out as shown, remove glove box.



**2: Remove filter cover, remove used filter.
3: Insert new Ryco filter with flow arrow up.**

4: Dispose of used filter correctly.

