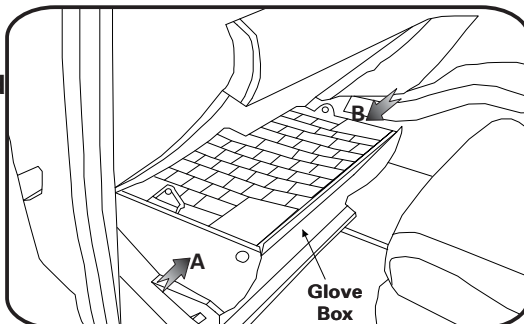




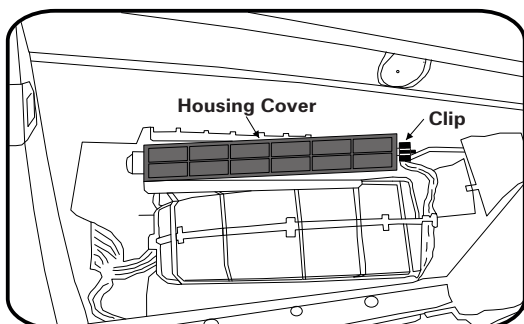
**FITTING INSTRUCTIONS FOR RYCO CABIN FILTER RCA227P/MS
FORD RANGER PX**

(Filter is located behind glove box)

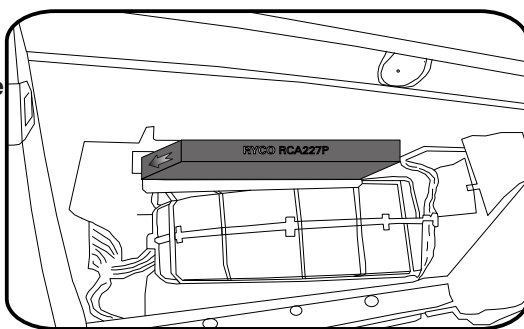
1. Open the glove box and press the centre area of both side panels (As shown "A" and "B") to loosen the glove box down.



2. The cabin air filter housing is located above glove box. Remove the cover by squeezing the clip located on its right side.



3. Remove old filter and push new filter into the housing. Refit housing cover and glove box. Dispose of used filter correctly.



GUD Automotive Pty Ltd
29 Taras Ave Altona North
Victoria 3025 Australia.
www.rycofilters.com.au

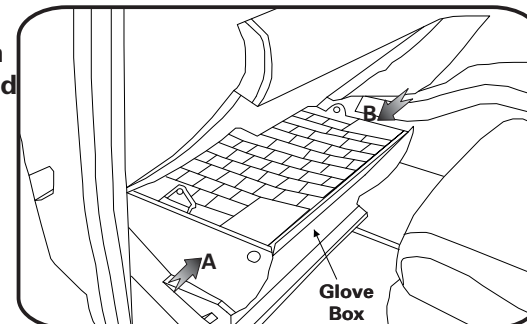
GUD Automotive -
A division of GUD (NZ) Holdings Limited
626A Rosebank Road Avondale
Auckland, New Zealand
www.ryco.co.nz



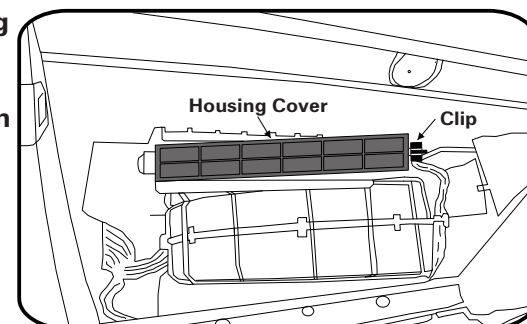
**FITTING INSTRUCTIONS FOR RYCO CABIN FILTER RCA227P/MS
FORD RANGER PX**

(Filter is located behind glove box)

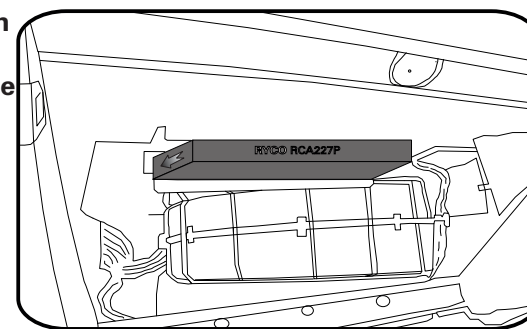
1. Open the glove box and press the centre area of both side panels (As shown "A" and "B") to loosen the glove box down.



2. The cabin air filter housing is located above glove box. Remove the cover by squeezing the clip located on its right side.



3. Remove old filter and push new filter into the housing. Refit housing cover and glove box. Dispose of used filter correctly.



GUD Automotive Pty Ltd
29 Taras Ave Altona North
Victoria 3025 Australia.
www.rycofilters.com.au

GUD Automotive -
A division of GUD (NZ) Holdings Limited
626A Rosebank Road Avondale
Auckland, New Zealand
www.ryco.co.nz