

Product info sheet

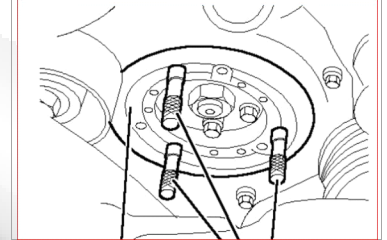
Delphi

9044A130A-12B1

Special tools needed?

Yes

After loosen the pumpflange and drivewheel the gearwheel must be supported before pulling pump out of the flange.



Product specific information

Programming

No

Unlocking

No

Adaption values reset

No



Bleed

Yes

adjustment at mounting_1

No

connect manual pump before the fuelfilter



adjustment at mounting_2

Tightening torques

Mounting fuelpump flange

22 Nm

Pump pulley/sprocket

32 Nm

Mounting fuel pump bracket

On pump: 23 Nm, on engine: 33 Nm

High Pressure pipe nuts

40 Nm

Assembly instructions

Recommendation: replace fuel filter

Core charge terms:

- externally intact,
- no mechanical damage,
- not dismantled,
- no heavy corrosion.