


MONROE

Technical Notes

TECHNICAL NOTES FROM THE LEADERS IN RIDE PERFORMANCE



Monroe Technical Note

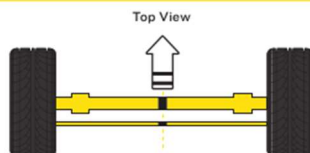
253

HOW TO MEASURE YOUR VEHICLE FOR FITMENT OF A STEERING DAMPER.

STEP 1

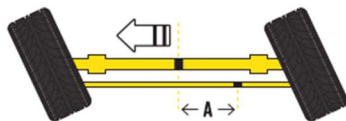
Measure the centre of the axle and the tie-rod and mark both with chalk.

NOTE: Measure when vehicle unloaded and at unladen ride height.



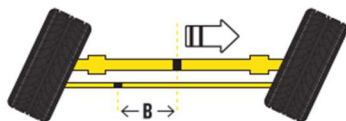
STEP 2

Measure from the chalk mark on the axle to the chalk mark on the tie-rod at full lock to the left. 'A' see diagram.



STEP 3

Repeat this with full lock to the right. 'B' see diagram.



STEP 4

Add both measurements together, this will provide the stroke of the damper required.

NOTE: Allow up to 20mm extra for each measurement

LENGTH A
+
LENGTH B = **STROKE OF STEERING DAMPER**



Monroe Technical Helpline
1800 088 205

www.monroe.com.au